

**MAIN FLOOR**  
**992 SQ. FT.**  
 8'0" CEILING HEIGHT

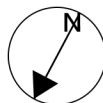


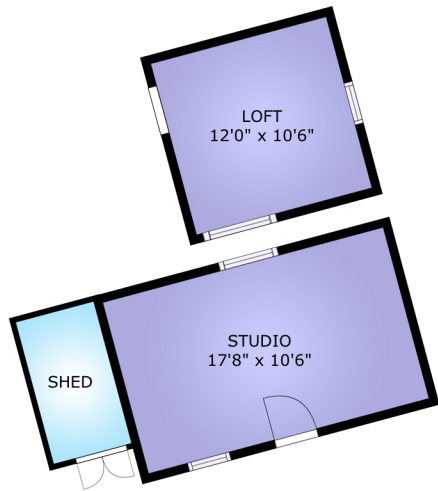
132 CREEKSIDE DR

APRIL 12, 2023

PREPARED FOR THE EXCLUSIVE USE OF LI READ.  
 SIZES AND DIMENSION ARE APPROXIMATE, ACTUAL MAY VARY.

FLOOR	TOTAL	AREA (SQ. FT.)			
		FINISHED	STUDIO	SHED	PATIO/DECK
MAIN	992	992			529
UPPER	926	926			
LOWER	850	850	217	60	1627
<b>TOTAL</b>	<b>2768</b>	<b>2768</b>	<b>217</b>	<b>60</b>	<b>2156</b>





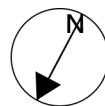
**LOWER FLOOR**  
**850 SQ. FT.**  
 7'4" CEILING HEIGHT

132 CREEKSIDE DR

APRIL 12, 2023

PREPARED FOR THE EXCLUSIVE USE OF LI READ.  
 SIZES AND DIMENSION ARE APPROXIMATE, ACTUAL MAY VARY.

FLOOR	TOTAL	AREA (SQ. FT.)			
		FINISHED	STUDIO	SHED	PATIO/DECK
MAIN	992	992			529
UPPER	926	926			
LOWER	850	850	217	60	1627
<b>TOTAL</b>	<b>2768</b>	<b>2768</b>	<b>217</b>	<b>60</b>	<b>2156</b>





**UPPER FLOOR**  
**926 SQ. FT.**  
 8'0" CEILING HEIGHT

132 CREEKSIDE DR

APRIL 12, 2023

PREPARED FOR THE EXCLUSIVE USE OF LI READ.  
 SIZES AND DIMENSION ARE APPROXIMATE, ACTUAL MAY VARY.

FLOOR	TOTAL	AREA (SQ. FT.)			
		FINISHED	STUDIO	SHED	PATIO/DECK
MAIN	992	992			529
UPPER	926	926			
LOWER	850	850	217	60	1627
<b>TOTAL</b>	<b>2768</b>	<b>2768</b>	<b>217</b>	<b>60</b>	<b>2156</b>

